











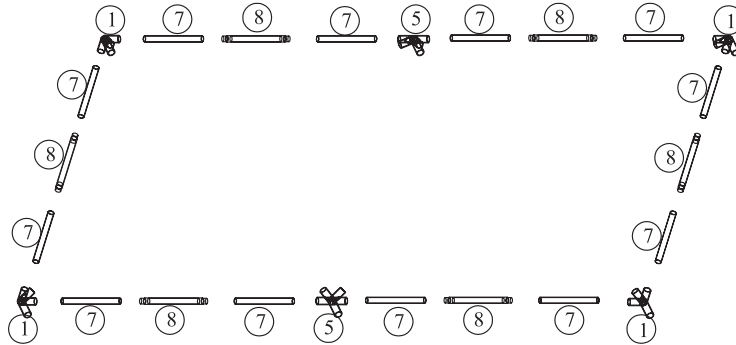
Party Tent HD2008 Instruction

PARTS

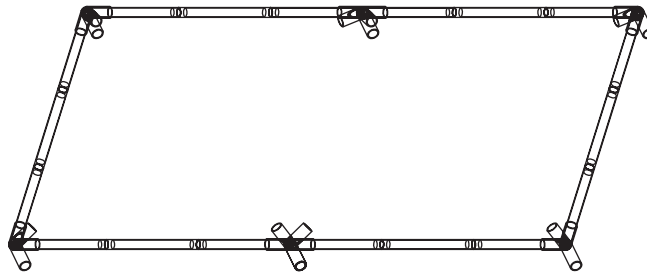
Illustration	Parts #	Description	Quantity
	1	4 Way Corner	4
	2	Pole	8
	3	Pole	8
	4	Pole	6
	5	5 Way Corner -1	2
	6	Pole	6
	7	Pole	14
	8	Pole	7
	9	5 Way Corner-2	2
	10	Foot	6

TOP FRAME ASSEMBLY

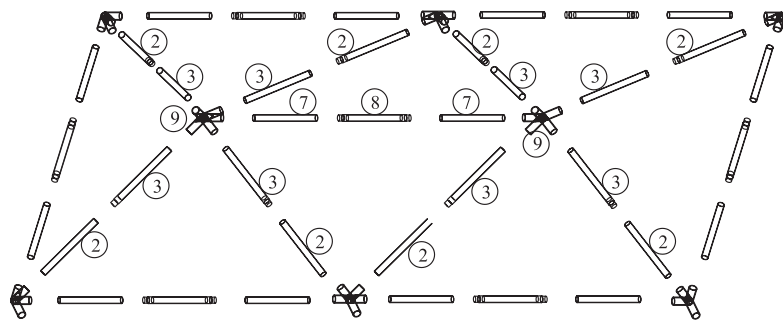
1. Place all corners and pipes for the top structure on the ground.



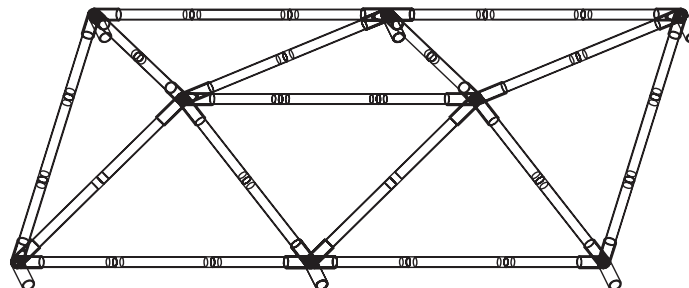
2. Connect the corners and pipes together as shown in the diagram.



3. Place the corners and pipes for the ridge of the top structure on the ground.

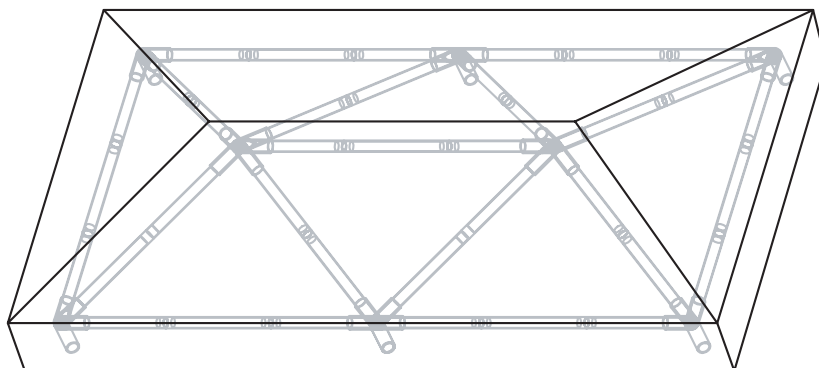


4. Connect the corners and pipes together to make the whole top frame.

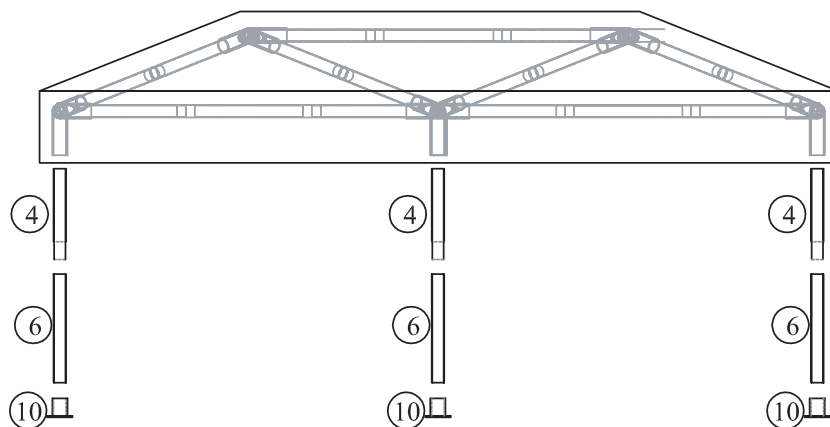


ATTACHING COVER

1. Unfold the cover and stretch it over the frame.
2. Pull the cover down over the molded corners to help hold the frame together when you lift it.

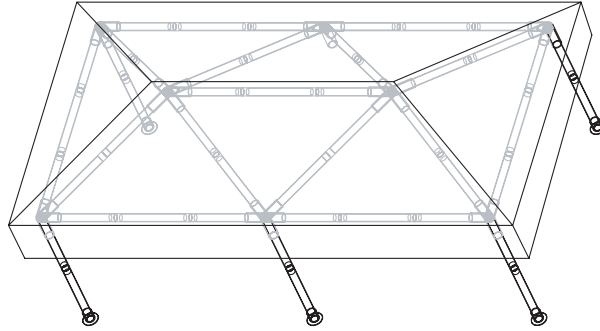


3. Lift the covered frame higher and insert the legs uprights as shown in the diagram.

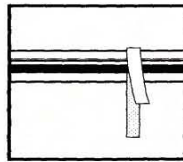


PUTTING FOOT ON CANOPY FRAME

1. First inset both middle legs on one side, and then insert the end legs. Repeat on the other side.
2. Install the hooks sewn to the fabric legs into one of the holes in each upright.



4. After the roof is secured, continue attaching Velcro to the poles as the diagram below.



INSIDE VIEW OF
VELCRO FASTENERS

INSTALLING ANCHORS

Once the legs are inserted, your canopy is a kite waiting to take off until you install the canopy anchors! Please go back home page to see the introduction on [canopy anchor installation](#).

Do not erect canopy on windy days without necessary anchor otherwise possible injury may occur. Canopy is not designed for storm or hold snow load.

All canopies are designed for use as a temporary structure that assembles in minutes. After construction the canopy must be anchored to prevent damage against winds. If the canopy is not anchored, severe winds will cause the frame to flex and unanchored legs will fall collapsing the canopy. If severe winds (over 40mph) are expected, please remove the cover from the frame to prevent damage.